


B5C | B10C | B15C

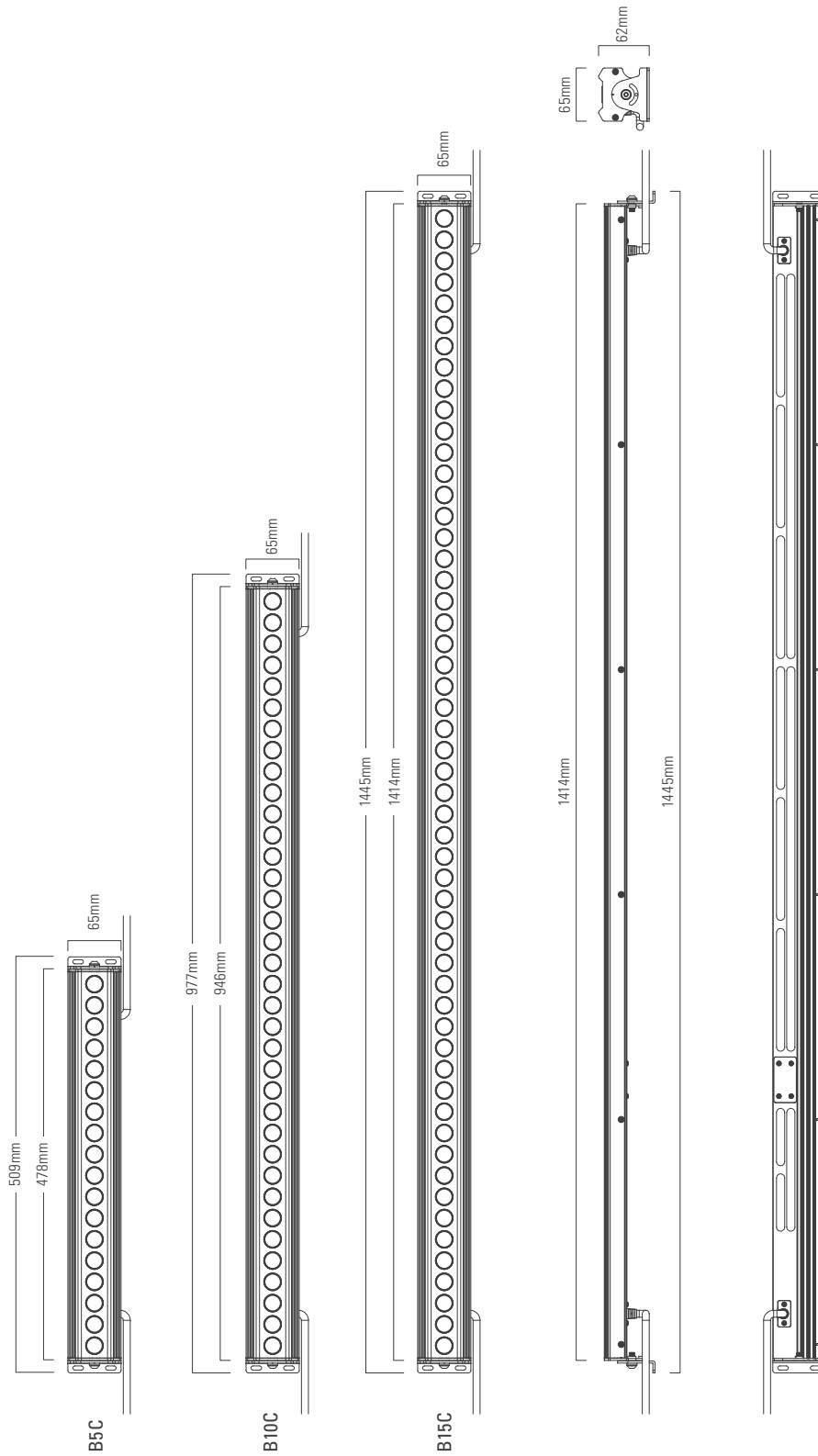


- 建築照明用フルカラーLED固定装置
- 高出力LEDを採用した優れた性能
- 様々な長さのLED固定装置
- 様々なビーム角度

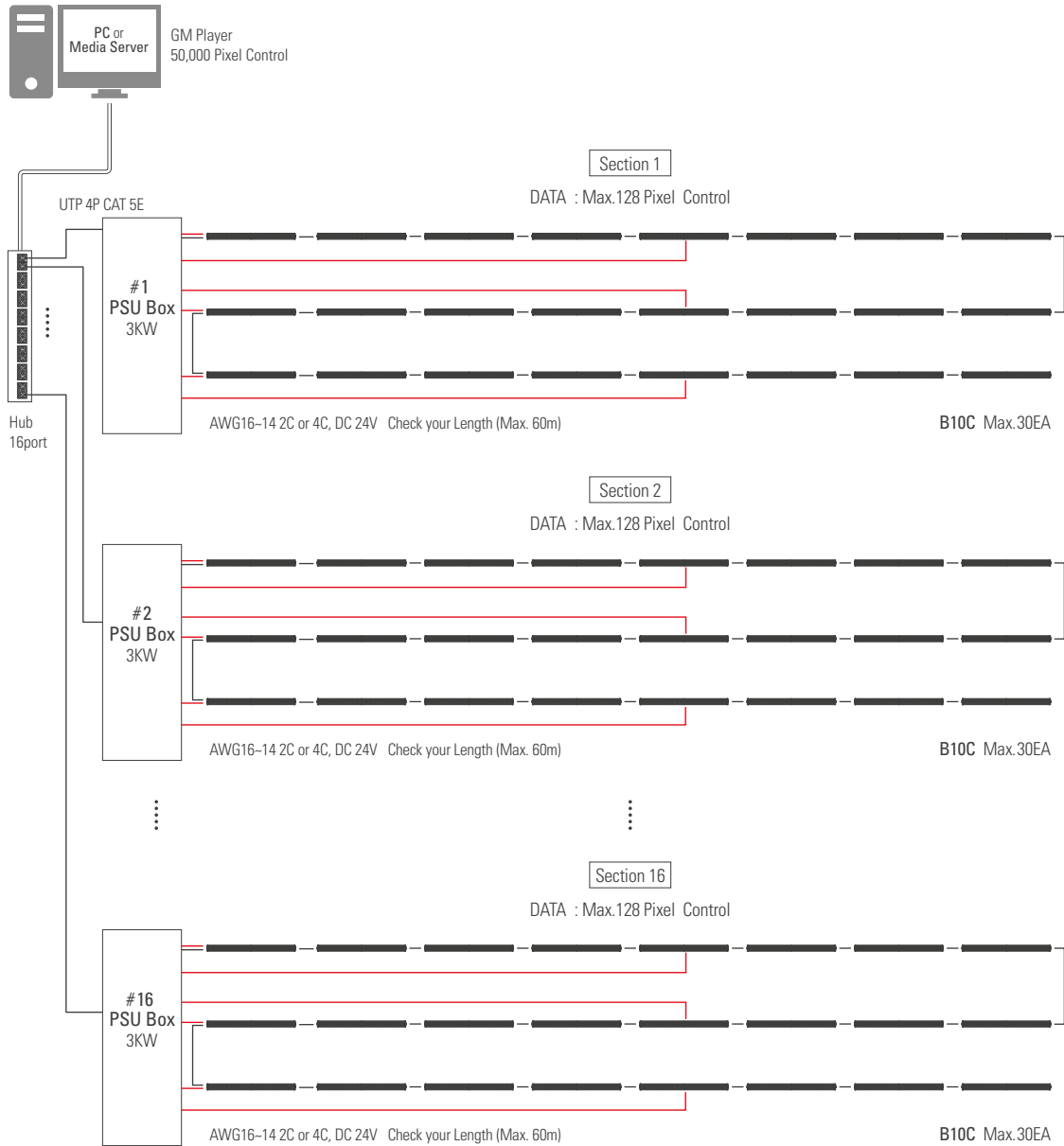


PRODUCT SPECIFICATIONS	B5C	B10C	B15C
LED光源	High Power LED R6, G6, B6	High Power LED R12, G12, B12	High Power LED R18, G18, B18
外形寸法(WxDxH)	509mm x 65mm x 62mm	977mm x 65mm x 62mm	1,445mm x 65mm x 62mm
材質	Aluminum Body & PC Lens-Cover		
重さ	1.5 kg (3.3 lbs) ±5%	2.5 kg (5.5 lbs) ±5%	3.8 kg (8.37 lbs) ±5%
消費電力	Max. 30W	Max. 60W	Max. 90W
輝度	840 lm (10°)	1,660 lm (10°)	2,530 lm (10°)
視野角	10°, 20°, 30°, 40° x 10°		
階調処理	3 x 16 bit (Gamma Correction)		
動作電圧	24V DC		
アドレッシング	Manual Address Setting		
防水レベル	IP66		
動作温度	-40°C ~ 50°C (-40°F ~ 122°F)		
保管温度	-40°C ~ 80°C (-40°F ~ 176°F)		

SYSTEM SPECIFICATIONS	B5C	B10C	B15C
最高に連結の数	8EA	4EA	2EA



SYSTEM BLOCK DIAGRAM



PHOTOMETRICS

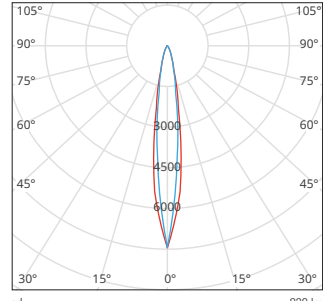
GH-30BFO-8 (B5C_RGB_10D)

High Power LED×18(R6, G6, B6)

Color	White	Red	Green	Blue
Lumens	839	287	434	132

Polar LDC

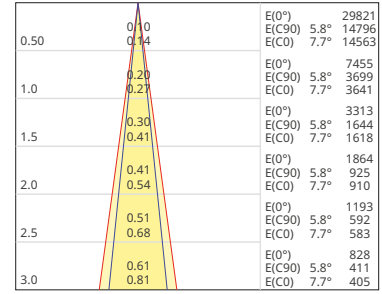
Measured on white



cd 839 lm
—C0-C180 —C90-C270

Illuminance at distance

Measured on white



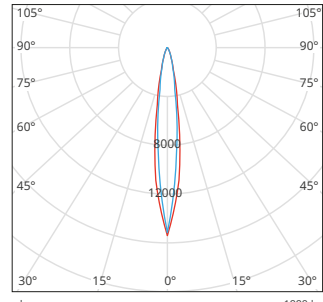
Distance [m] Cone Diameter [m] Illuminance [lx]
—C0-C180 (Beam Angle: 15.4°) —C90-C270 (Beam Angle: 11.6°)

GH-60BFO-3 (B10C_RGB_10D)

High Power LED×36(R12, G12, B12)

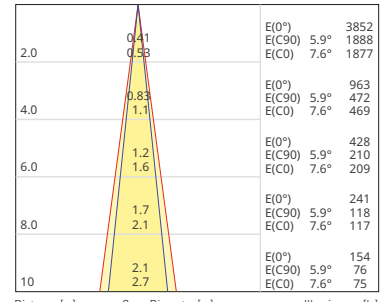
Color	White	Red	Green	Blue
Lumens	1660	567	888	264

Measured on white



cd 1660 lm
—C0-C180 —C90-C270

Measured on white



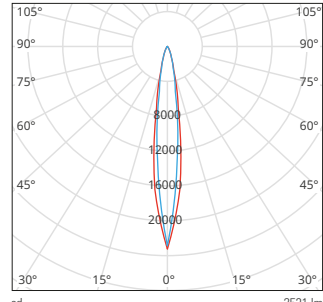
Distance [m] Cone Diameter [m] Illuminance [lx]
—C0-C180 (Beam Angle: 15.2°) —C90-C270 (Beam Angle: 11.8°)

GH-90BFO-1 (B15C_RGB_10D)

High Power LED×54(R18, G18, B18)

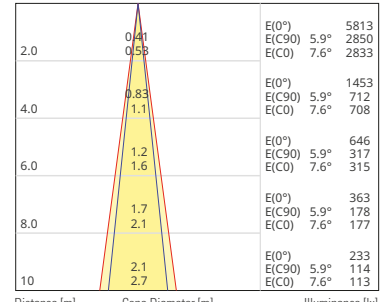
Color	White	Red	Green	Blue
Lumens	2531	858	1298	394

Measured on white



cd 2531 lm
—C0-C180 —C90-C270

Measured on white



Distance [m] Cone Diameter [m] Illuminance [lx]
—C0-C180 (Beam Angle: 15.2°) —C90-C270 (Beam Angle: 11.8°)